

Ziehm Solo
Superb imaging meets
versatile design



24" splitscreen or dual 19" color monitors mounted on mobile stand
➤ 04

Intuitive touchscreen user interface
➤ 08

High resolution thanks to 1k x 1k technology
➤ 06

Lightweight design with compact footprint
➤ 04

Pulsed 2kW monoblock generator for optimal image quality
➤ 06

Ziehm Solo. Big things come in small packages. As hospital and surgery center ORs shrink and equipment density rises, demand for imaging systems with smaller footprints is growing. With its all-in-one design, Ziehm Solo is one of the most compact and versatile C-arms for crowded treatment scenarios. Equipped with state-of-the-art imaging technology, this C-arm delivers great performance for orthopedics, traumatology, pain management and other applications. Versatile viewing options enable you to configure the unit according to your needs and local conditions. All this at a competitive price.

01 / Versatile solution for small operating rooms. Configurable to fit your needs.

→ Compact design

Ziehm Solo is one of the smallest C-arms on the market. As standard, Ziehm Solo comes with a rotating 24" splitscreen monitor mounted on the C-arm, eliminating the need for a separate monitor cart. All functions required for image capturing, processing and archiving are integrated in the C-arm. Its compact design and easy-drive system make Ziehm Solo ideal for even the smallest ORs. As with all Ziehm Imaging C-arms, all movements are fully counterbalanced in every position, making the unit extremely convenient to use.

→ Flexible configurations

As an option, Ziehm Solo can be easily supplemented with an extra viewing station or with ceiling-mounted monitors. The Ziehm Viewing Station provides enhanced flexibility during interventions and features an additional synchronized Solo Center user interface. This allows you to conveniently operate the system from the Ziehm Viewing Station and C-arm. The optional ceiling-mounted monitors can be attached to existing ceiling support arms, giving you additional viewing options while saving space in the OR.

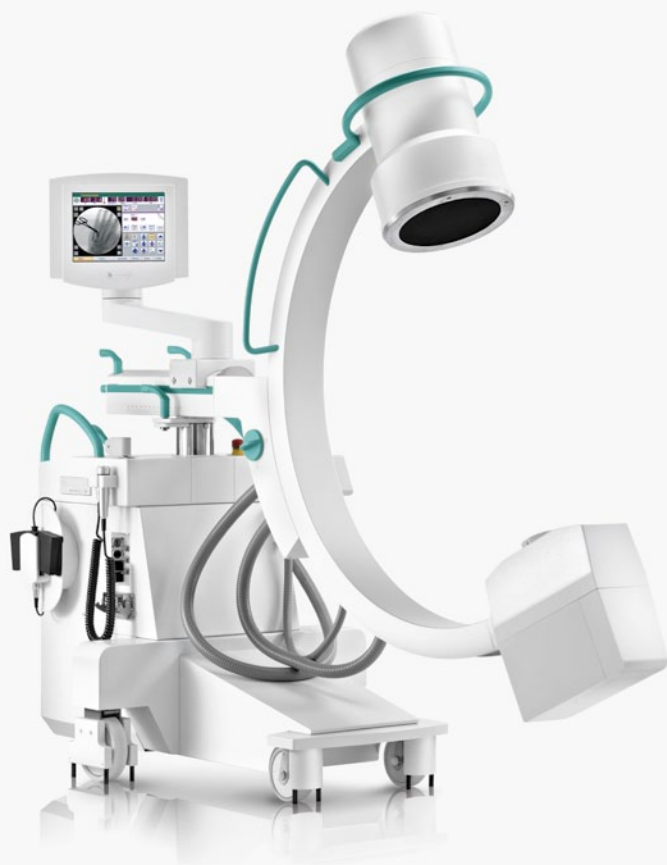
You are also free to combine the various configuration options as needed.



Configuration 1:

Flatscreen directly mounted on C-arm

Most compact configuration of Ziehm Solo with a high-resolution 24" splitscreen monitor or alternatively dual 19" flatscreen monitors.



The integrated monitor is not required if the mobile stand is used with the Ziehm Viewing Station or ceiling-mounted monitors.



A 24" landscape splitscreen monitor or dual 19" monitors can be attached to existing wall or ceiling support arms to increase flexibility and save OR space. (Ceiling support arm is not provided by Ziehm Imaging)

Configuration 2:

Ziehm Solo with Ziehm Viewing Station

The C-arm can be easily supplemented with an extra Viewing Station featuring a 24" landscape splitscreen monitor or dual 19" flatscreen monitors.



The system can be freely positioned as the Ziehm Viewing Station and C-arm interfaces are synchronized.

Configuration 3:

Ziehm Solo with wall- or ceiling-mounted monitors

This space-saving configuration maximizes available space in the OR.

02 / Best image quality. Minimum dose. For a wide variety of applications.

→ High-resolution imaging

Ziehm Solo comes with a highly compact monoblock generator. It generates short, sharp pulses with up to 25 frames per second, producing crystal-clear images even if the patient is moving. This intelligent pulse technology also reduces dose levels. The high-dynamic CCD camera is a key component in the imaging chain. With 1 k x 1 k resolution and more than 4,000 shades of gray, it helps to visualize even the smallest anatomical structures.

→ Contrast-rich visualization

Ziehm Solo offers a variety of contrast-rich displays with high brightness and contrast. Even from a distance, the high-end monitors provide the physician with optimal insights by visualizing the finest details – from any angle.

→ Automatic adjustment

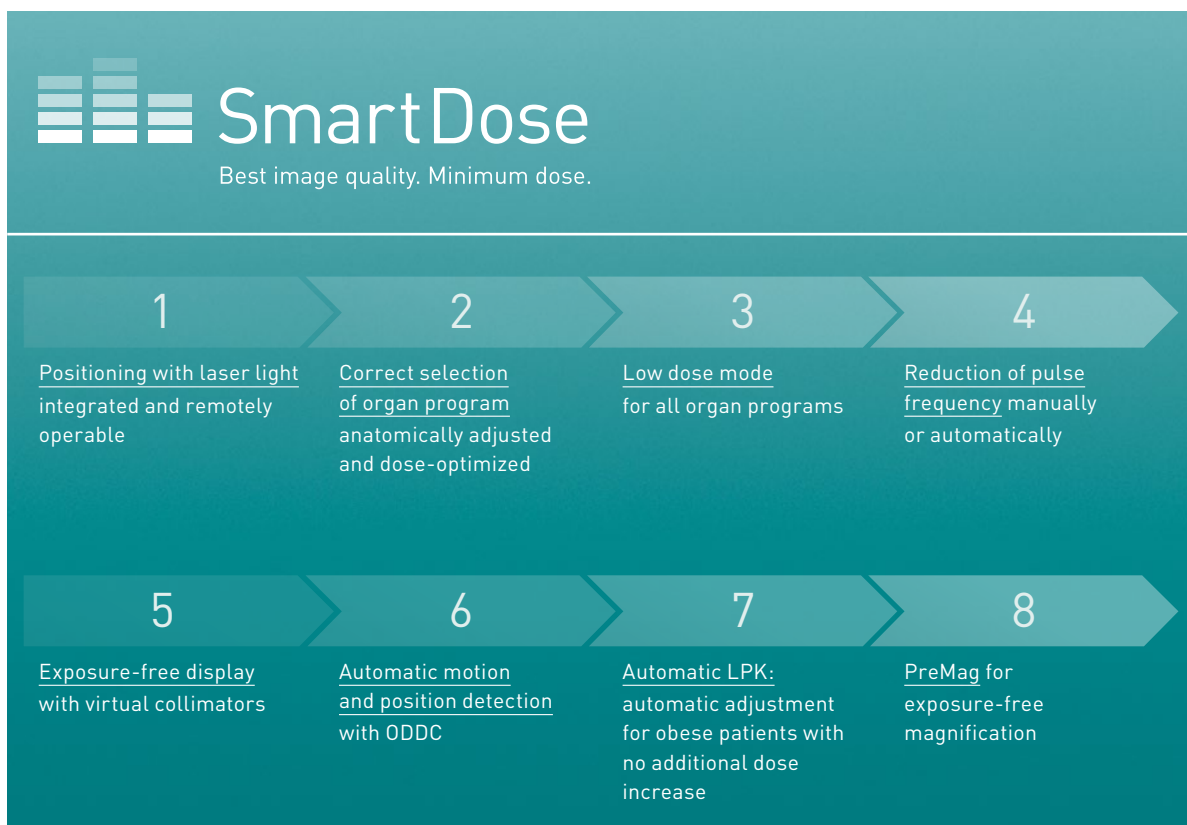
Ziehm Solo is optionally available with Object Detected Dose Control (ODDC). This function adapts all settings to the patient's anatomy. Thanks to 256 measurement cells, it automatically detects the object's position in the whole field of view and adjusts the system accordingly to



always get a crystal-clear image – even if the object is not centered. It also dynamically adjusts generator output and video levels to the patient’s anatomy by detecting motion and any metallic devices placed in the region of interest. Both patients and OR staff benefit from fast, superb-quality imaging and minimal dose levels.

→ Comprehensive concept for dose reduction

Ziehm Imaging has incorporated SmartDose in the current generation of mobile C-arms. This comprehensive concept for dose reduction allows the physician and staff to significantly reduce dose while optimizing image quality. SmartDose benefits both patients and staff alike. With savings up to 60% Ziehm Imaging sets the standard in user-friendly adjustment of dose exposure.



03 / New dimension in user-friendliness.

Tailored support for clinical workflows with new levels of intuitive guidance.

→ Intuitive workflow

Ziehm Solo offers an intelligent workflow that makes operating the C-arm easy and intuitive. You will benefit from synchronized touchscreens featuring clear and easy-to-follow icons. Ziehm SmartEye technology mirrors the monitor image on the touchscreen, giving the operator a live image to keep track of orientation and object position. From a shortlist of anatomical programs, the operator simply selects the desired option, and Ziehm Solo automatically adjusts the system performance to the region of interest, always ensuring the best image quality and lowest dose levels.

→ Seamless integration

The open interface, Ziehm NetPort, enables easy integration into existing IT networks. X-rays saved in DICOM 3.0 format are transferred to the PACS, and patient data can be exchanged with HIS/RIS. Data can be retrieved from the monitor cart at any time. It can also be backed up to DVD or USB stick and printed on transparencies or paper.

→ Fit for the future

The Solo Center is a touchscreen with an open, modular software architecture, ensuring maximum flexibility. This interface can be easily upgraded and expanded with additional software modules without the need for hardware changes.

Features			
Footprint	0.8m ²	Ziehm Viewing Station	optional
C-arm opening	76 cm	Monitors for existing ceiling support arms	optional
1 k x 1 k technology	•	DICOM 3.0	optional
Touchscreen user interface	•	Interface to 2D navigation systems	optional
Pulsed monoblock generator with 25 pulses/s	•	WLAN	optional
Ziehm SmartEye with SmartControl	•	Printer / DVD	optional
SmartArchive	•	Cineloop/DSA	optional



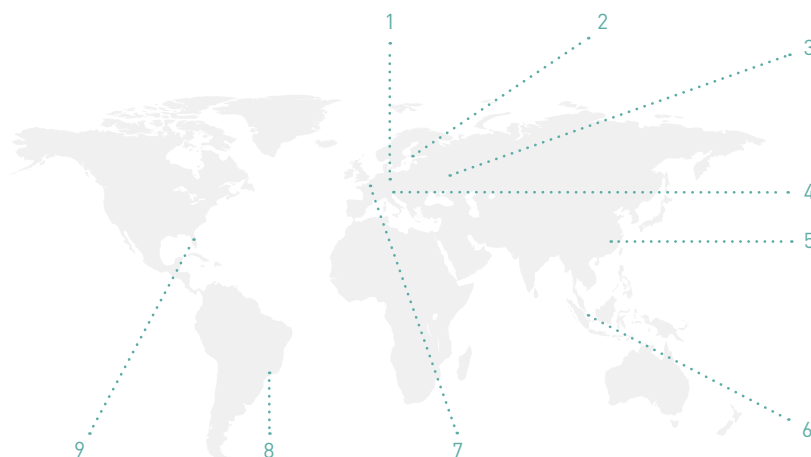
04 / Service. We make sure you get the best results from the best products.

→ Close to you

Regardless of your needs, our experts are on hand. Thanks to our worldwide network of service centers, you can always rely on Ziehm Imaging for flexible and fast service.


→ Keeping you at the cutting edge

With Ziehm Academy you can enhance your clinical knowledge, find out more about mobile C-arms and benefit from made-to-measure training. The courses cover the full clinical spectrum, from general operator training and technical workshops through to high-level training sessions.



Offices

- | | |
|-------------------------|-------------------------|
| 1 Nuremberg (Germany) | 6 Singapore (Singapore) |
| 2 Kerava (Finland) | 7 Paris (France) |
| 3 Moscow (Russia) | 8 São Paulo (Brazil) |
| 4 Reggio Emilia (Italy) | 9 Orlando, FL (USA) |
| 5 Shanghai (China) | |



Headquarters

Germany

Ziehm Imaging GmbH
Donaustrasse 31
90451 Nuremberg, Germany
Phone +49.(0)9 11.21 72-0
Fax +49.(0)9 11.21 72-390
info@ziehm-eu.com

USA

Ziehm Imaging Inc.
6280 Hazeltine National Dr.
Orlando, FL 32822, USA
Phone +1.(407) 6 15-8560
Fax +1.(407) 6 15-8561
mail@ziehm.com

Italy

Ziehm Imaging Srl.
Via Martiri di Legoreccio. 14
Località Croce
42035 Castelnuovo né Monti
Reggio Emilia, Italy
Phone +39.0522.6108 94
Fax +39.0522.61 24 77
sergio.roncaldi@ziehm-eu.com

Brazil

Ziehm Medical do Brasil
Av. Roque Petroni Jr.,
1089 cj 904
04707-000 São Paulo, Brazil
Phone +55.(11) 3033.5999
Fax +55.(11) 3033.5997
samuel.almeida@ziehm.com

France

Ziehm Imaging S.A.R.L.
1, Allée de Londres
91140 Villejust, France
Phone +33.1 69 07 16 65
Fax +33.1 69 07 16 96
thierry.dodier@ziehm-eu.com
dominique.desvaux@ziehm-eu.com

China

Ziehm Medical Shanghai Co., Ltd.
Hongqiao New Tower Centre
Rm 06-07, 25/F
83 Loushanguan Road
Shanghai, P.R. China; 200336
Phone +86.(0) 21. 6236 99 03
Fax +86.(0) 21. 6236 99 16
kevin.tang@ziehm.net.cn

Russia

Ziehm Imaging Russia
4/17 bldg. 4A
Pokrovsky bulvar
Moscow, 101000, Russia
Phone +7.495.77573 21
Fax +7.495.77573 24
dmitry.makovkin@ziehm-eu.com

Singapore

Ziehm Imaging Singapore Pte. Ltd.
7030 Ang Mo Kio Ave 5
#08-53 Northstar@AMK
Singapore 569880, Singapore
Phone +65.639.18600
Fax +65.639.63009
colin.loo@ziehm-eu.com